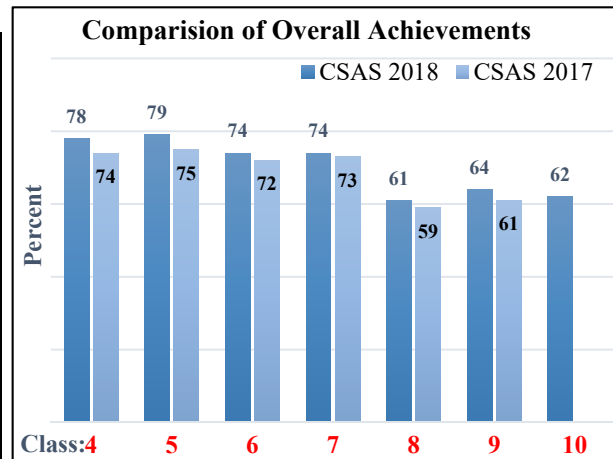


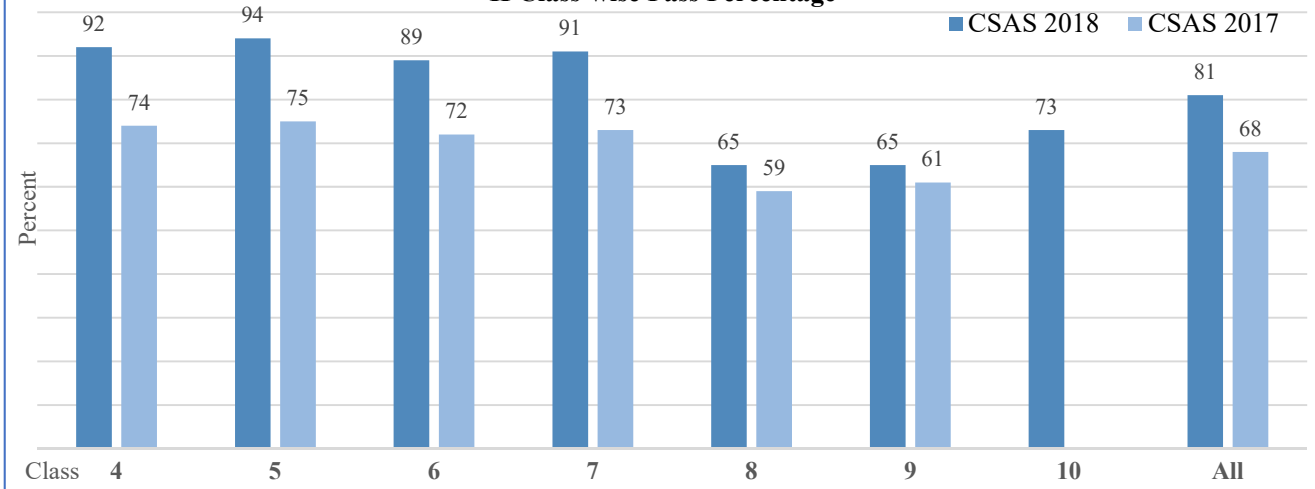
CENSUS BASED STATE ACHIEVEMENT SURVEY (CSAS) 2018 UTTARA KANNADA DISTRICT ACHIEVEMENTS

I Class-wise and Subject-wise Achievements:

Subject / Class	4	5	6	7	8	9	10	All 2018	All 2017
Lang 1	76	72	75	78	65	71	68	72	74
Lang 2	70	73	72	75	53	50	49	64	67
Lang 3			70	66	57	66	55	63	70
Maths	80	80	69	73	61	61	56	68	69
EVS/Sci	78	83	72	69	55	51	62	66	65
SS			74	73	61	69	71	69	65
All - 2018	78	79	74	74	61	64	62	70	
All - 2017	74	75	72	73	59	61			68



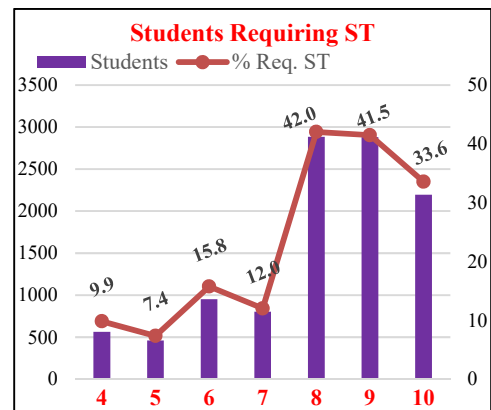
II Class-wise Pass Percentage



III Class-wise and Subject-wise Supplementary Teaching (ST):

Class	Students	L1	L2	L3	Math	EVS / Sci	SS	Sub Agg
4	563	220	313	-	230	166	-	929
5	461	220	218	-	178	137	-	753
6	953	172	325	393	359	204	284	1737
7	803	125	250	331	244	299	250	1499
8	2885	414	1276	976	1150	1534	796	6146
9	2880	299	1668	587	944	1618	604	5720
10	2195	170	1336	896	832	709	323	4266
Overall	10740	1620	5386	3183	3937	4667	2257	21050

Sub Agg.: Subjects Aggregate



IV Deficiencies in Competency Levels (< 40% listed below): Pl see "Competency List" file for details

Class/ Sub	Kannada	English	Maths	EVS/Sci	SS
4				EVS411, 430	
5	KAN506		MATH523		
6	KAN620	ENG627	MATH602, 610	SCI623	SS618
7	KAN709	ENG710	MATH704, 710	SCI709, 711, 727	
8	KAN811	ENG803, 808, 817, 818, 828, 829	MATH805, 807, 827	SCI810, 812, 816, 823, 826	SS813, 822, 826
9	KAN919	ENG916, 926, 930	MATH 911, 914, 925, 930	SCI902, 906, 916, 917, 918, 919, 923	
10	KAN0123	ENG0104, 0105, 0112, 0114, 0116, 0117, 0124, 0125, 0126, 0127	MATH0106, 0114, 0117, 0118, 0123, 0126, 0128	SCI0112, 0121	SS0105